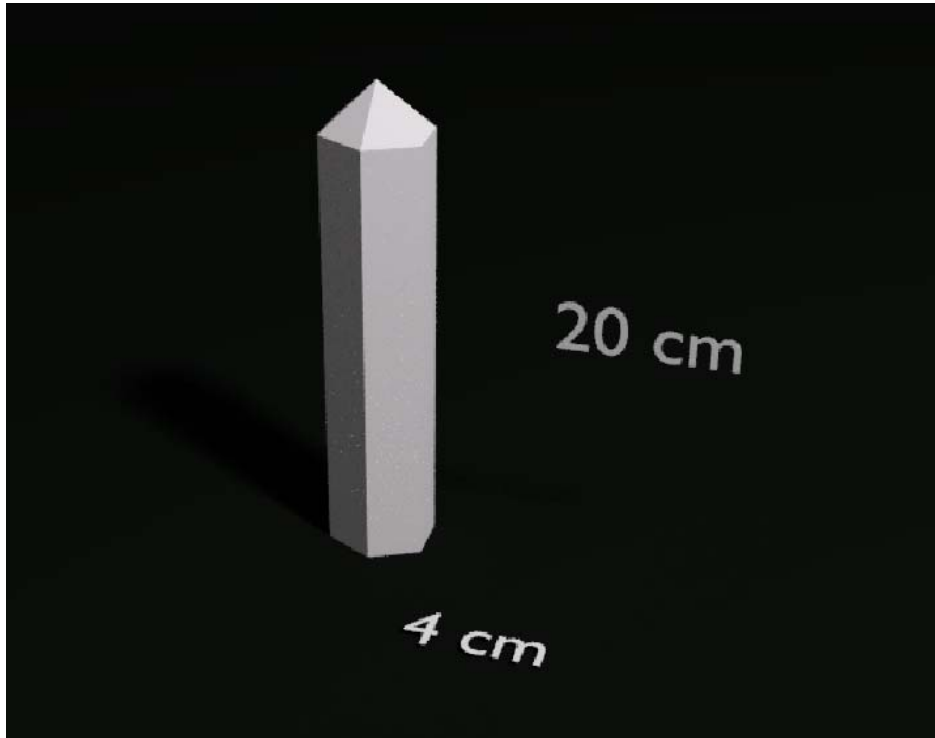


**Announcement:** Future teachings will start heading in the direction of understanding and working with plasma in the plasma state and moving away from the matter. Make sure you watch the upcoming workshop this Thursday, December 10<sup>th</sup>, 2015 for a huge change.

**Preparation:** Find yourself a quartz crystal about 4cm wide and 20-25 cm long for a future application.



**Information:** There was a discussion between Keshe and a brother by the name of Douglas. There was a discussion regarding health and the fusion of the back. Douglas also explained how he has been creating all sorts of GANS that seem to have unique properties. Some of the GANS has seemed to defy gravity while others are erupting like volcanos. Please refer to his YouTube channel for more information.

YouTube Channel for Cast iron196 (Douglas):

<https://www.youtube.com/channel/UCAARdD7trVm6OOB0OkJOEww>

YouTube link for video that was shown in this workshop:

[https://www.youtube.com/watch?v=sFgS\\_cv3jKA](https://www.youtube.com/watch?v=sFgS_cv3jKA)

**Info on Douglas' GANS setup:**

- Connect negative lead from power source to Nano coated wire while connecting the positive lead to the bare metal.
- Resistor on positive side connected to bare copper plate
- Running 3 volts with resistor dropping to .5

**Tip:** A specific combination of zinc, copper & nickel in salt water will produce the GANS of gold.

**Question:** I am using 60ml of cold caustic and mixing it in with the salt water for making GANS and I notice it is producing GANS much quicker. Is this a viable option?

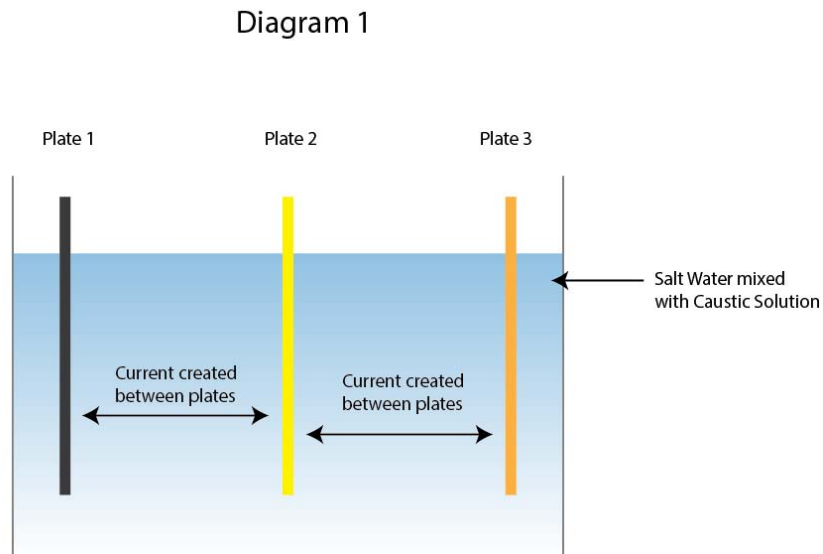
**Answer:** Yes

**Information:** Using cold caustic to Nano coat is one of the best ways to Nano coat and it creates beautiful GANS. It is a much slower process however; the atomic structure is perfect.

**Information:** How to use multiple plates of different compositions in one configuration with salt water and caustic.

**Diagram 1**

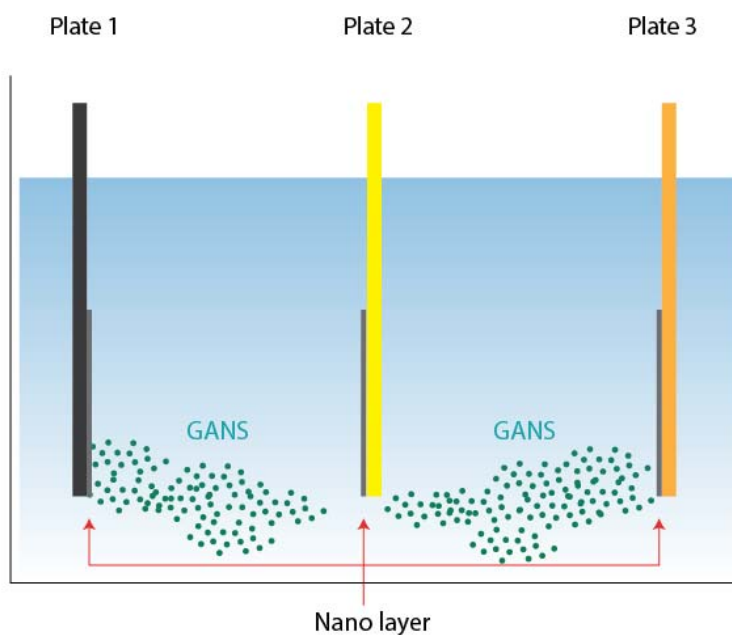
- Here we have a bin with salt water and a mixture of caustic solution.
- The salt water and caustic solution creates a current between each set of plates.



**Diagram 2**

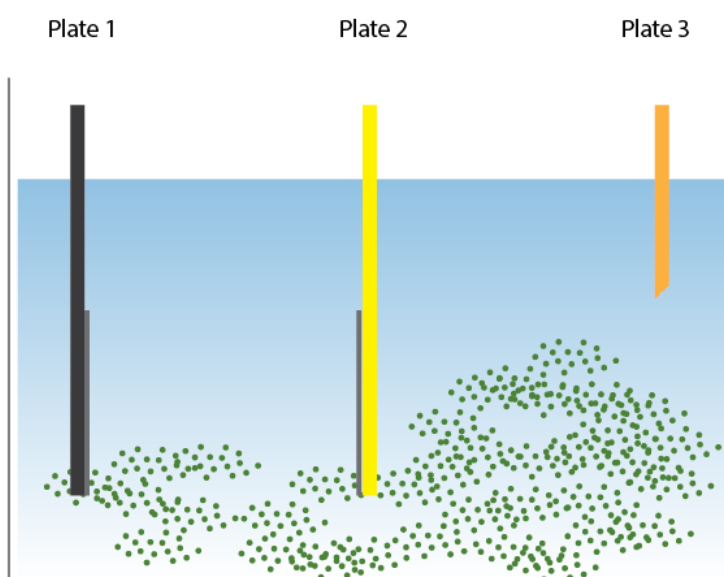
- The current between the two plates creates Nano layers on both of the plates
- Because of the exchange between Plate 2 and 3, they create a field that is stronger than Plate 1 therefor the Nano material that is on Plate 1 is released into the water as GANS.
- The same thing is also happening between Plate 1 & 2 where their combined field is stronger than Plate 3 and the Nano material is being released as GANS.
- Nano material is created on the surface of the plates as shown below.

**Note:** Because Nano coating is only visible when we have thousands of layers, it is invisible to the naked eye. Remember black Nano coating is after 40-50k layers.

**Diagram 2**

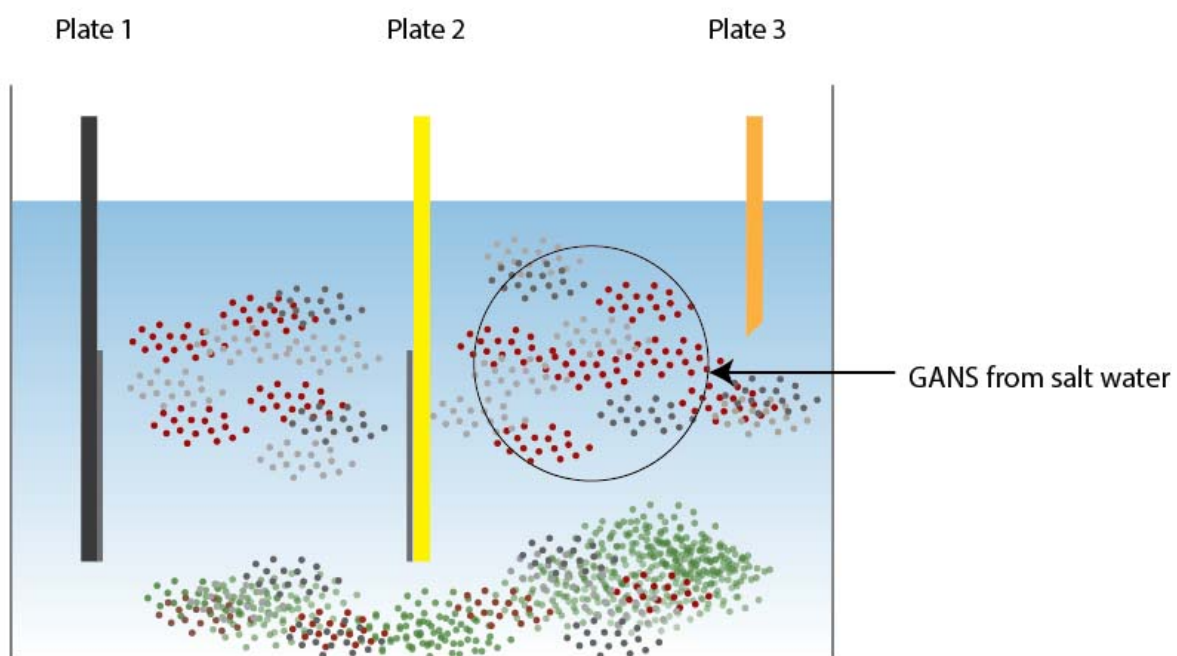
**Diagram 3**

- You will most likely see that the weakest of the plates may start to disappear in the water.
- The exchange of the plasma flow is so rapid that the Nano coating turns into GANS almost immediately. Visually it looks like the plate is dissolving into the water but it is converting to Nano and then straight to GANS.

**Diagram 3**


**Diagram 4**

- Because the salt water (specifically seawater) is rich in minerals, which are composed of elements, those whose fields are balanced in the salt water will also convert into GANS.

**Diagram 4**

## How nature does it

- Cold caustic is how life is created.
- Hot caustic is where life takes shape, in the bottom of the ocean.
- In the below image you can see an ocean trench.
  - Salt collects at the bottom.
  - The salt of the sea is mixed in with other things and life takes shape.
- This is the same process we are replicating in the containers.

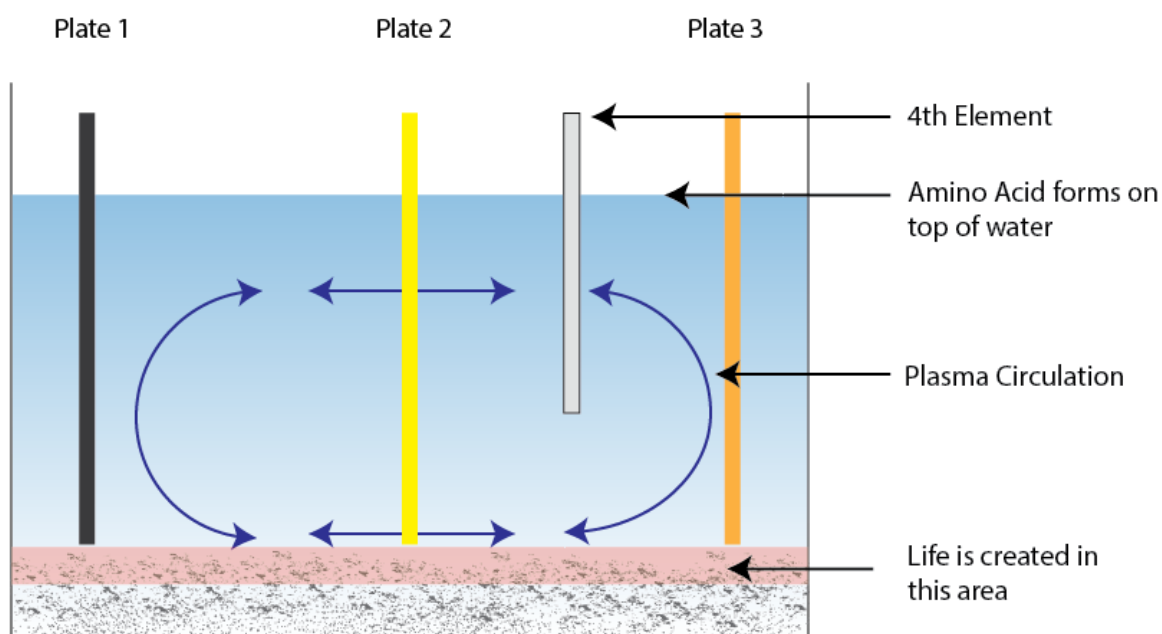


**Let us create life!**

- Find an element “slightly lighter” than all the plates based on their atomic mass/plasma strength, and add it to the mix.
- The lightest element you will be able to find is plastic.
- You have now created the condition to create life.
- A circulation of the plasmatic state has been achieved.
- The plasmas will interact with the GANS that was made.
- Within a few months you will start to see life develop in the container.

**Information:** When creating a dynamic condition, choose very powerful intermediary and very low strength plasma.

### Diagram 5



**Question:** There are two ways proposed by Chinese Knowledge Seekers to produce GANS. I summarized the methods with the hope that you could confirm it.

**First option:**

- 1) Mix  $\text{NaHCO}_3$  solution (warm water), salt water and Nano coated copper coils.
- 2) Put in glass bottle and shake. Much  $\text{CO}_2$  GANS will be produced afterwards.

**Second option:**

- 1) Mix  $\text{CuCl}_2$  solution,  $\text{NaOH}$  solution and  $\text{NaHCO}_3$  solution
- 

**Question:** What is the difference between caustic and fire coating in regards to application?

**Answer:** It has to do with the way the Nano coating adheres to the material. With fire, the Nano coating is locked into the original material. With caustic, the Nano coating is in balance with the original material. The difference is the spacing.

---

**Question:** How can we tell if what we are harvesting is actually GANS and not something else?

**Answer:**

- Some GANS do not freeze.
- Some GANS create a moving vortex when put into a container

**Info:** Start experimenting with creating different types of GANS

---

**Question:** What are your thoughts on Nano coating using a pressure cooker?

**Answer:** I have never done it.

---

**Question:** Propane vs butane for fire Nano coating?

**Answer:** Either or is fine. (From my personal experience, use propane not butane or MAP. Butane is more expensive and MAP gets too hot. You CAN use MAP but you really have to be quick, there is less room for error. – OZ)

---



**Question:** Can we create human organs using the GANS production process?

**Answer:** Yes, it can be done and has been done.

---

**Information:** When using GANS patches to address chronic or long-term conditions, repeat the usage every couple of months. The purpose is to condition the body to stay in that state by re-introducing it and teaching it with that new state. Do not use it once and say, "Hey I feel better" and never address the issue again.

If you use a pain pen and a pain goes away, the condition is usually okay after that point. These are two different types of conditions.

---

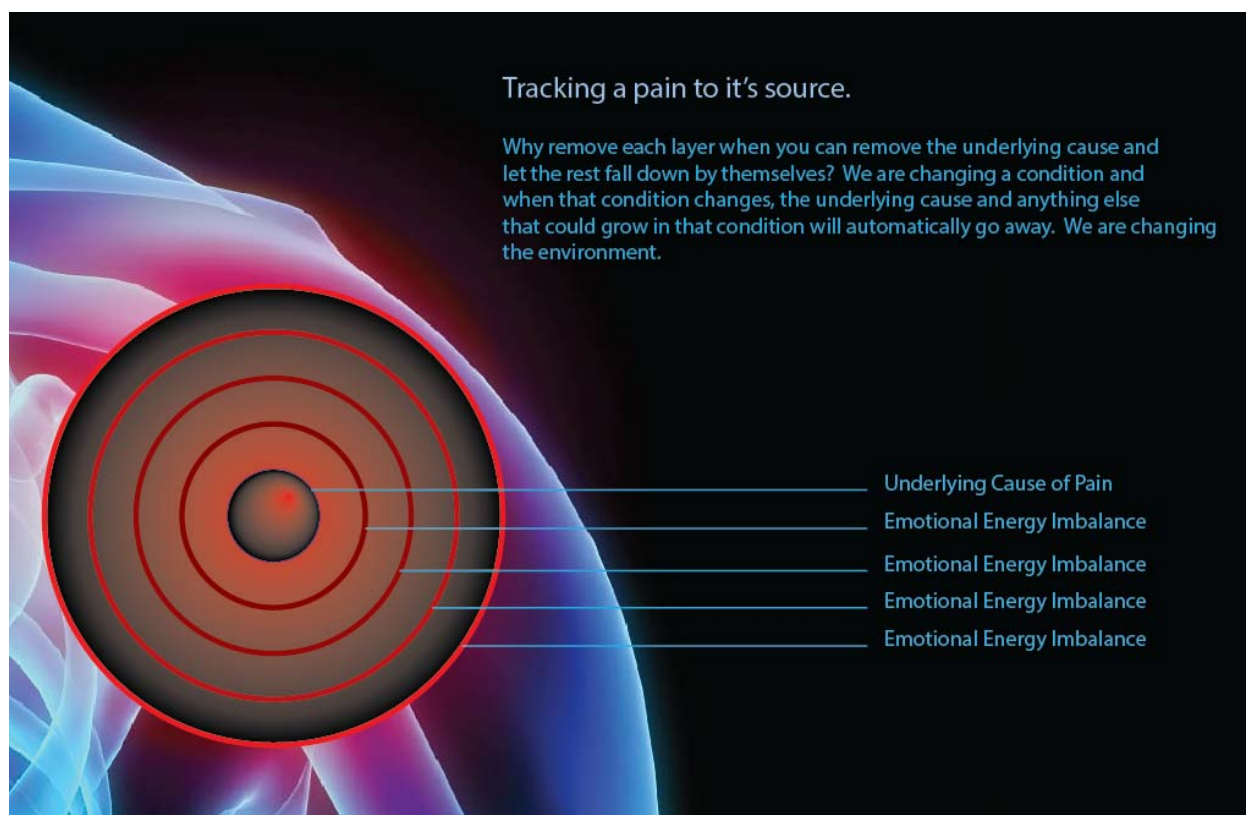
**Tip:** How to address a health concern

- Understand the working of the body in terms of the concern. Spend some time learning about the condition and how it affects the body.
  - Now look at the workings from the plasmatic understanding.
  - Determine what plasma you would need to bring in to change the condition.
- 

**Question:** Can we create human organs using the GANS production process?

**Answer:** Yes, it can be done and has been done.

**Information:** The question came up about the nesting of layers that create a condition. Keshe advised that we do not need to remove each layer when we can remove the underlying cause and everything else will fall with it. For this, I am going to explain it from my understanding as an energy medicine practitioner. To start off, pain is just a physical manifestation of an imbalance in the energetic body. This imbalance is usually an emotional imbalance in 90% of the cases. I practice a modality that specifically addresses these emotional imbalances. If someone has a back pain, we would address it by removing emotions that are related to the pain and usually between 1 to 5 sessions, the pain will be gone. Some more chronic situations would require more sessions but ultimately the pain usually goes away. With each emotional energy imbalance that is removed, a layer of this pain is taken away. If we apply the understandings of the Keshe Foundation in this scenario, we know that all of this is just a byproduct of the original Magrav field imbalance. If we change the condition so that the underlying cause can no longer manifest itself, the symptoms of that manifestation also will not be able to exist.



**Information from OZ (not related to workshop):** I am currently in the process of structuring a new form of intention based healing using the Keshe Foundation's understanding of plasma physics and will post a write up once I am done.

**Question:** Can we use magnets or radioactive materials to replace the GANS balls in the Magrav units in order to strengthen its field?

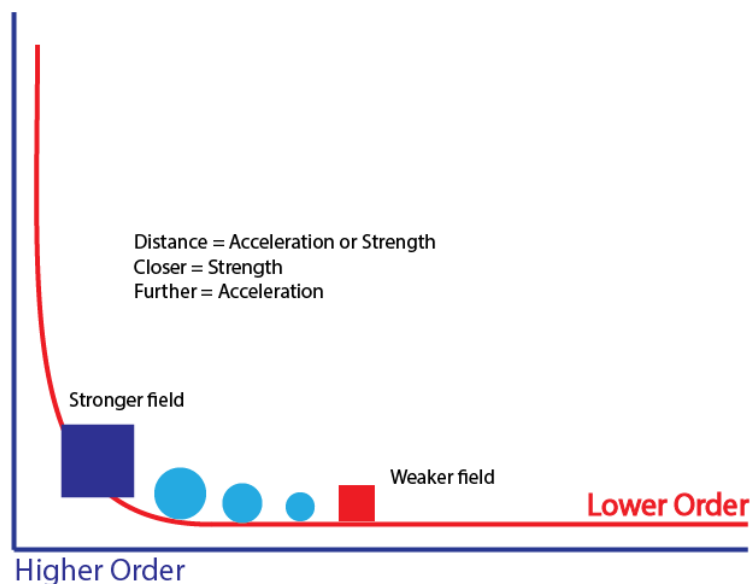
**Answer:** You can use it however, you limit the strength of the energy to the level of the matter not its plasma strength. Keshe used the example of hitting a giant on the foot with a hammer.

**Question:** How can we interact with the plasma fields of the Magrav unit to accelerate the flow of the fields?

**Answer:** Create a weaker field in front of a stronger field. From here, you can adjust the distance to determine if you would like more acceleration or more power.

**Personal note (OZ):** Further away gives more acceleration while less distance gives more power/torque. Think about a Mary Go Round. If you arrange yourself in the middle of the Mary Go Round, you are pretty much just spinning there. If you sat on the outside holding on to the bar, you could feel the acceleration pushing you around and around. You could feel the air blowing in your face as you spun around. The closer you moved from the outside of the Mary Go Round to the center, the less wind and acceleration you would feel. Now let us look at how we can control this. Think about it like a carrot on a stick. As long as the carrot is always there, the horse will continue to go after it. The further away the carrot is, the faster the horse will go to get to it. The closer the carrot, the slower the horse will go as it is almost there.

**Keshe:** Interactions occur from the higher order to the lower order. If you want more strength, you decrease the distance between the fields. If you want more speed, you increase the distance.



**Warning:** Do not use the health pen in areas with electronic devices such as pacemaker etc.

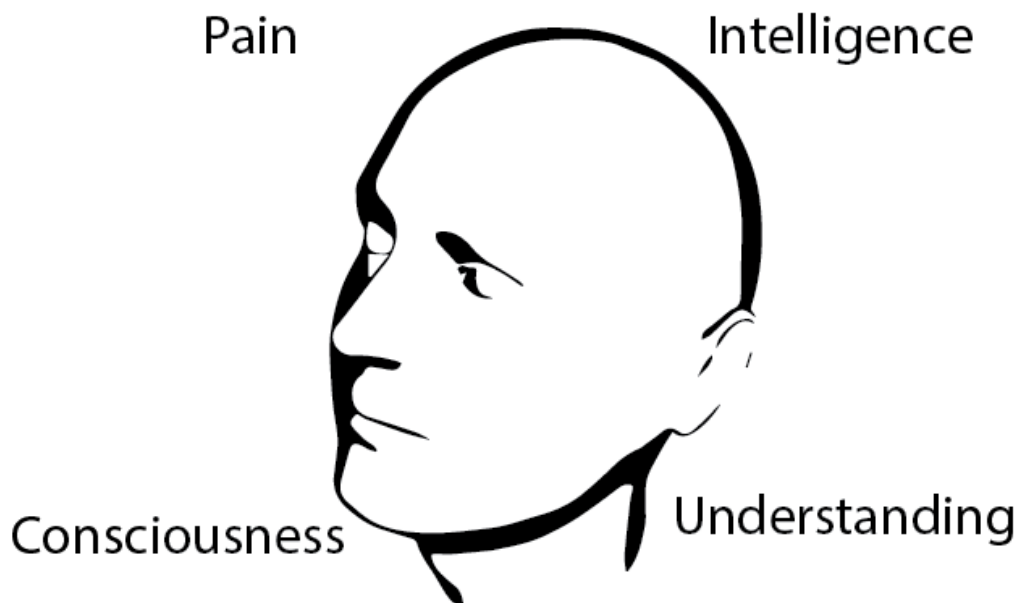
**Question:** Is there any list of emotional organs and physical organs in the body so we can address them with different GANS patches

**Answer:** Yes but you need to understand it fully before you do it. Different organs are connected to different emotions however; you need to understand what it does, how it is created and why it is created.

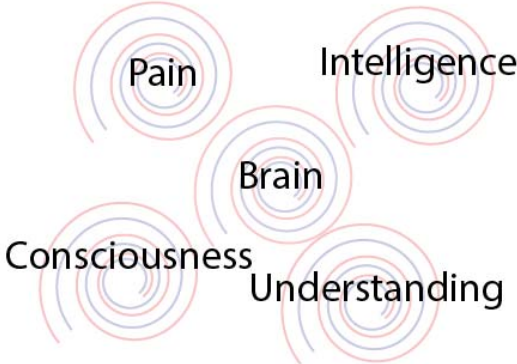
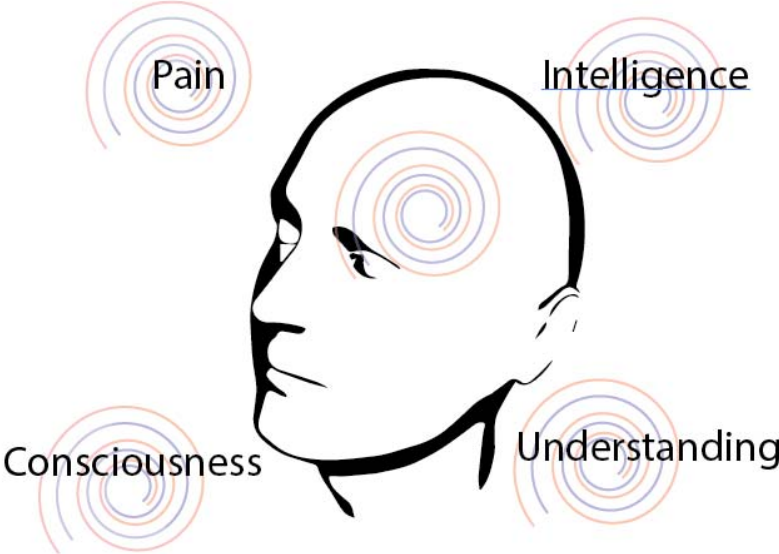
**Question:** We understand the manifestation of matter and life but where does consciousness come into play?

**Answer:** Emotions, feelings, pain, and intelligence are nothing more than a combination of Magrav fields but it depends on which section of the brain is accommodated for the motion of the fields.

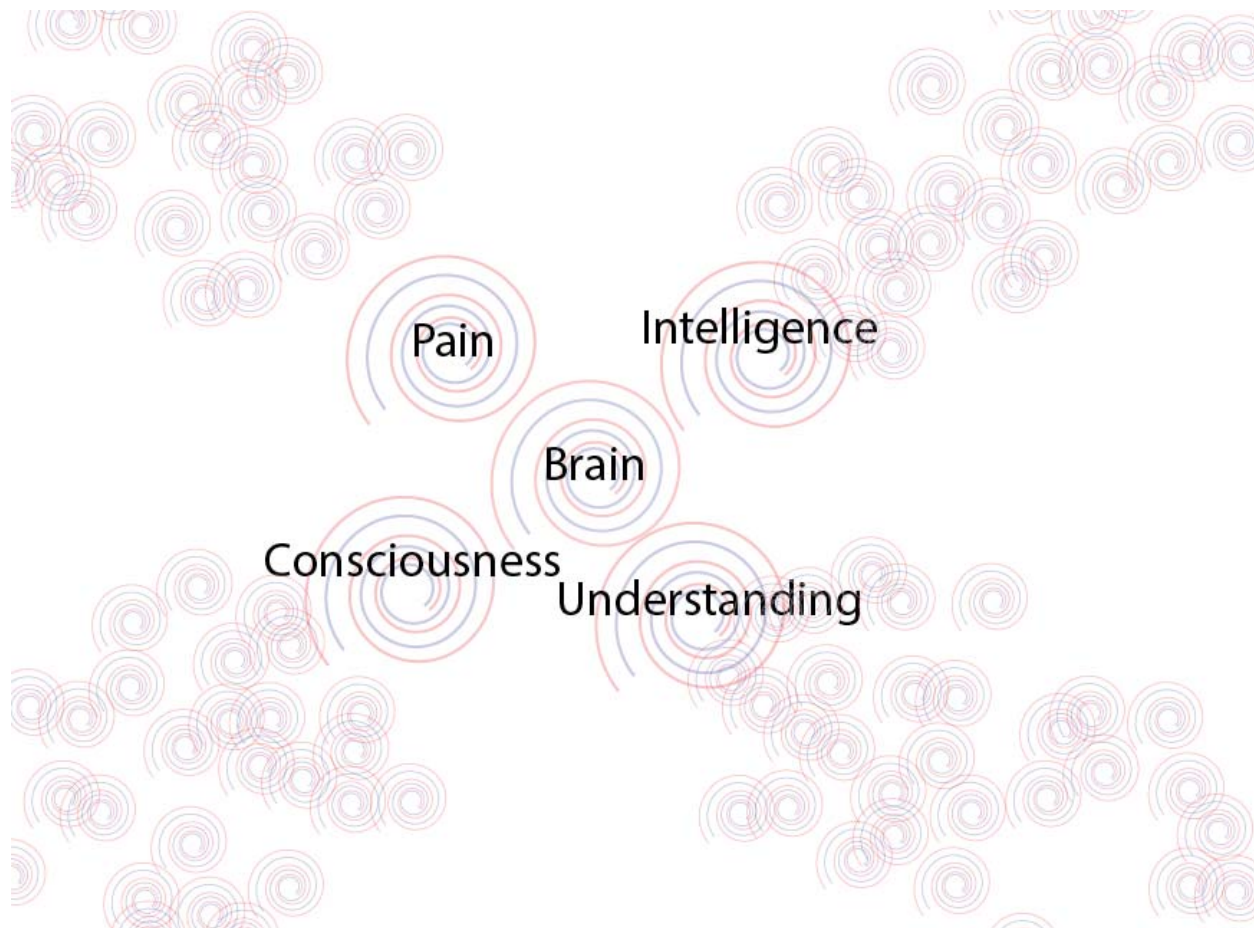
In the below image we can see the physical manifestation called the head which contains the brain. We have also added a couple characteristics of fields that we will be working with. In this case pain, intelligence, Consciousness and Understanding.



Since we understand that everything is nothing more than Magrav fields, we will change this image a little bit to show what we are working with the from the level of plasma.



If we understand that Magrav fields are held together by their Magnetical and Gravitational relation to one another. The fields that are created from the intelligence, pain consciunes, understanding etc. are only going to be in alignment with whatever else that can manifest under the same conditions. We change the conditions, we change what can manifest.



---

**Question:** Do we need to have GANS on the outer coil of the capacitor?

**Answer:** No

**Question:** We have star formation reactors and a Magrav unit. How can we use the Magrav unit to strengthen the star formation reactors?

**Answer:** Watch the next Knowledge Seekers Workshop (91<sup>st</sup> Knowledge Seekers, Dec 10<sup>th</sup>, 2015)

---

**Question:** What is the difference between the magnetic gravitational fields and common magnetic fields that can be detected by teslameter?

**Answer:** If you wish to stay in the matter state, you can measure with Teslameter. Gravitational and magnetic fields work in the same way but you have to do things backwards. Tesla measured magnetical repulsion. He could not measure gravitational because it was stronger and was unable to develop the technology to measure it.

---

**Question:** Does the Magrav unit create the plasma environment similar to the star formation reactors? Would it be possible to generate 129T phenomena with the Magrav unit?

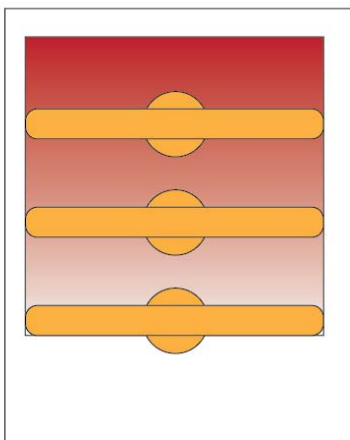
**Answer:** Yes and much more. You will learn in the future that 129 Tesla is child's play compared to what we will be able to achieve.

---

**Question:** Can we Nano coat a Rodin coil and use that to create a powerful energy device?

**Answer:** The coil does not provide the correct conditions to create the separation that is required. The separation in the layers of the stacker is what creates the flow.

Magrav



Energy is increased from the bottom coil to the top due to the separation

**Information:** What is a power generator? You generate power when you move plasma from one position to another and strengthen it.